

## Texas Crop Weather Report

### Agricultural Summary

Most areas of Texas received only traces to 0.25 inches of rainfall last week.

Scattered showers brought as much as 0.50 inches to some of the more fortunate localities across central Texas.

Large areas of South East Texas and the Upper Coast also received as much as 0.50 inches of rainfall.

### Field Crops Report

**Small Grains:** In the Southern High Plains, soil moisture remained good for late-planted wheat.

However, continuing winter weather could eventually slow growth as some fields have already experienced minimal freeze damage.

Wheat and oat condition was mostly fair to good statewide.

**Cotton:** All cotton field activities were halted due to wet conditions.

### Fruit, Vegetable and Specialty Crop Report

Planting of potatoes continued in South Texas.

Cabbage harvest was slowed in South Texas due to unfavorable

weather.

However, these conditions allowed for the improvement of spinach along with the progression of broccoli floret development.

### Livestock, Pasture And Range Report

Most producers around the state continued heavy supplemental feeding.

Pasture conditions improved in the Blacklands; however, tetany

was a major concern for many producers.

Due to this factor, producers were encouraged to increase magnesium supplementation.

Lambing and kidding began

in the Edwards Plateau. Weather conditions slowed early calving in South Texas.

Statewide, range and pasture condition was mostly fair to poor.

## Texas Catfish Production Up 30 Percent For Year

The number of Texas catfish producers remained the same as last year, but catfish sales were up 30 percent according to the Jan. 1, 2007, Catfish Growers Survey.

State Director, David Abbe, of the Texas Field Office reported that there were 57 commercial catfish operators in Texas Jan. 1, 2007.

Total surface water in production was 1,700 acres, up 200 acres from the previous year.

Total sales of all catfish in 2006 totaled 5.91 million dollars, up 30 percent from 4.55 million dollars in 2005.

The growers' inventory of

foodsize catfish totaled 8.99 million pounds on Jan. 1, 2007, an increase of 92 percent from the 2006 total of 4.68 million pounds.

Large foodsize catfish accounted for 1.12 million pounds; medium foodsize catfish, 6.15 million pounds; and small foodsize catfish, 1.72 million pounds.

The growers' inventory also included 140,000 pounds of large stockers and 131,000 pounds of small stockers.

Hatchery inventory included 158,000 pounds of broodfish, up 1,580 percent from a year ago.

Fingerlings are 2 to 6 inches in length and weigh 2 to 60 lbs. per

thousand fish; stockers are over 60 lbs. to 750 lbs. per thousand fish; small foodsize fish, over three-fourths pound to one and one-half pounds per fish; medium food size catfish, over one and one-half to three pounds per fish; and large foodsize catfish, over three pounds per fish.

The water surface area being used for catfish production in the United States totaled 163 thousand acres, down five percent from Jan. 1, 2006.

The total number of operations on Jan. 1, 2007 in the U.S. was 1,023, down one percent from Jan. 1, 2006.

In the 11 selected states, catfish growers had sales of 481 million dollars during 2006, down slightly from last year.

Nationwide there were 311.2 million foodsize fish on hand Jan. 1, 2007, down five percent from last years 327.7 million fish.

Of the total number of foodsize fish, 8.35 million were large foodsize, 97.8 million were medium foodsize and 205 million were small foodsize.

Growers had a total of 572 million stockers on hand, down eight percent from last year.

There were also 959 million fingerlings on hand, down eight percent from last year.

## Cattle On Feed Up Slightly Over Last Year

The inventory of Texas cattle and calves totaled 14.0 million head on Jan. 1, 2007, down one percent from last year's inventory of 14.1 million head, and up two percent from the 2005 inventory of 13.7 million head.

"Cattle prices were generally favorable throughout the year but drought conditions, limited hay supplies and higher feed costs forced producers to reduce herd size or completely liquidate in some areas of the state," said David Abbe, State Director.

Texas continued to rank first in the nation in total number of cattle and calves with 14 percent

of the total United States inventory.

Beef cow inventory, at 5.3 million head, was down three percent from last year's total.

Milk cow inventory, at 347,000 head, was up 22,000 head from the 2006 total of 325,000 head.

Total inventory of all cows that have calved was 5.65 million head, down two percent from last year's total.

Beef replacement heifers totaled 770,000 head on Jan. 1, down 11 percent from the 2006 total of 870,000 head.

The milk replacement heifer inventory was 150,000 head, up

20,000 head from last year's total.

Texas' inventory of steers 500 pounds and over totaled 2.95 million head, up four percent from the 2006 total.

Total inventory of heifers, steers and bulls less than 500 pounds was 2.5 million head, up three percent from last year.

The 2006 calf crop totaled 5.0 million head, down three percent from the 2005 revised calf crop of 5.13 million.

The United States inventory of all cattle and calves totaled 97.0 million head on Jan. 1, slightly above last year's inventory of 96.7

million head.

All cows and heifers that have calved totaled 42.0 million head, down slightly from the 42.1 million on Jan. 1, 2006.

Beef cows totaled 32.9 million head, down slightly from a year ago, while milk cows were up one percent from a year ago at 9.13 million head.

Beef replacement heifers, at 5.88 million head, were down slightly from the previous year.

Milk replacement heifer numbers were up one percent to 4.31 million head.

The 2006 calf crop was estimated at 37.6 million head, down slightly from 2005.

**THE PLAZA THEATRE**  
ON THE SQUARE  
*The Footloose*  
*& the Lipstickers*  
P.O. Box 1067  
Wharton, TX 77488

**FEB. 9-11 & 16-18**  
Harper Lee's  
**TO KILL A MOCKINGBIRD**  
dramatized by  
Christopher Sergel  
7:30 p.m. Fri. & Sat.  
2:30 p.m. Sun.

**FEB. 18 & 20**  
open auditions  
**DADDY'S DYIN', WHO'S GOT THE WILL?**  
by Del Shores  
6:00 p.m.

**ENJOY**  
FRESH HOT POPCORN  
& OTHER GOODIES  
at the concession stand!  
979-282-2970  
WHARTONPLAZATHEATRE.ORG

Subscribe To  
The Headlight

## Rodgers Insurance & Financial Group

E. E. (Ernie) Rodgers, LUTCF

Auto • Home • Flood • Life  
Long-Term Care • Annuities

Auto/Home Discounts  
Monthly Payments

216 E. Main • Eagle Lake  
979-234-5920

erodgersgroup@sbcglobal.net

Give Your Pets  
The  
Gift of Love  
Spay or Neuter  
Your Pet

Call us if you can't afford to do it on your own.  
**PUPS - Prevented Unwanted Pets**  
979-732-5591

## December Oil, Gas Permits Show Small Increase

**December Permits To Drill**  
The Texas Railroad Commission issued a total of 1,434 original drilling permits in December 2006 compared to 1,413 in December 2005.

The December total included 1,236 permits to drill new oil and gas wells, 50 to re-enter existing well bores, and 148 for re-completions.

Permits issued in December 2006 included 258 oil, 338 gas, 785 oil and gas, 45 injection, zero service and eight other permits.

**November Crude Oil Production**  
Texas preliminary November 2006 crude oil production averaged 893,527 barrels daily, down from the 903,044 barrels daily average of November 2005.

The preliminary Texas crude oil production figure for November 2006 is 26,821,428 barrels, a decrease from 27,108,942 barrels reported during November 2005.

**December Oil, Gas Completions**  
In December 2006, operators

reported 585 oil, 759 gas, 13 injection and zero other completions compared to 371 oil, 531 gas, 45 injection and two other completions during December 2005.

Total well completions for 2006 year to date are 13,665 up from 11,007 recorded during the same period in 2005.

The number of sheep and lambs shorn were 100,000 less than a year ago, while average fleece weights were up from 6.9 to 7.0.

Mohair production was down 12 percent as the average clip per goat was up three percent from last year.

According to the annual report released by the Texas Field Office, wool production totaled 4.90 million pounds during 2006, 12 percent below the previous year's total.

Texas producers sheared 700,000 sheep and lambs during the year, 12 percent less than 2005.

The average fleece weight was 7.0 pounds, up one percent from last year.

Total value of the state's wool production was down 16 percent from the previous year to 4.459

million dollars. Price per pound averaged \$0.91, down five percent from the average for 2005.

**November Natural Gas Production**  
Texas oil and gas wells produced 461,308,492 Mcf (thousand

cubic feet) of gas based upon preliminary production figures for November 2006, up from the November 2005 preliminary gas production total of 418,968,841 Mcf.

Texas production in November 2006 came from 135,146 oil and 74,986 gas wells.

## Wool Production Down 12 Percent

The number of sheep and lambs shorn were 100,000 less than a year ago, while average fleece weights were up from 6.9 to 7.0.

Mohair production was down 12 percent as the average clip per goat was up three percent from last year.

According to the annual report released by the Texas Field Office, wool production totaled 4.90 million pounds during 2006, 12 percent below the previous year's total.

Texas producers sheared 700,000 sheep and lambs during the year, 12 percent less than 2005.

The average fleece weight was 7.0 pounds, up one percent from last year.

Total value of the state's wool production was down 16 percent from the previous year to 4.459

million dollars. Price per pound averaged \$0.91, down five percent from the average for 2005.

Texas mohair production during 2006 totaled 1.10 million pounds, down 12 percent from a year ago.

Producers clipped 170,000 Angora goats and kids with an average clip weight of 6.5 pounds.

The number of Angora goats and kids clipped was down 15 percent from the previous year, while the average clip weight was up three percent from 2005.

Value of the state's mohair production was 4.40 million dollars.

Price per pound averaged \$4, compared with the \$3 average a year earlier.

The higher average price is reflective of the larger percentage of kid hair being sold at a higher price.

United States shorn wool pro-

duction during 2006 was 36.0 million pounds, down three percent from a year earlier.

Sheep and lambs shorn during 2006 totaled 4.85 million head, down four percent from 2005.

Average fleece weight of shorn wool was 7.42 pounds per head up one percent from 2005.

The average price paid for wool sold in 2006 was \$0.68 per pound, for a total value of 24.4 million dollars, down seven percent from 26.3 million dollars in 2005.


Mohair production during 2006 was 1.35 million pounds, down 12 percent from 2005.

Goats and kids clipped, at 216,000 head, were down 15 percent from 2005.


Average weight per clip at 6.30 pounds, was up three percent from 2005.

Value of mohair production was 4.98 million dollars, up 16 percent from 2005.


## Your Local Cardiology Team working together for your Heart Health!



Carlos Zorrilla, MD, FACC  
Cardiology



Suresh Philip, MD, FACC  
Cardiology



James Livesay, MD  
Cardiovascular Surgery  
Texas Heart Institute

### Services Offered:

- Cardiac Catheterization • Nuclear Stress Testing
  - Second Opinion
- And many other cardiac diagnosis and procedures.

Have your blood pressure checked on a regular basis.

If you have family history of heart problems, we encourage you to have regular check ups.

Know the warning signs of a heart attack!

**Comprehensive Cardiology Services Close to Home**

Wharton 979-532-1700  
Rosenberg 281-342-6006



El Campo 979-543-2956  
Bay City 979-244-5025

## Colorado County Courthouse Report

One individual was sentenced in County Court on Wednesday, Jan. 31.

—Aaron Muniz, driving while intoxicated, nine months probation and a \$300 fine.

### Four Suits Filed In District Court

Four suits were filed in Colorado County District Court in the last week.

On Jan. 31, Platinum Slickline Services Inc. filed suit against Camden Resources Inc. The suit states that Platinum is an oil field services company and they did work for Camden for two weeks,

starting on July 31, 2006. The suit claims that they have not received payment of \$125,373 for services they performed.

On Feb. 1, Pamela Yvette Dean filed suit against Jackie Lyn Cother for damages arising from a motor vehicle accident on Feb. 1, 2005 at the intersection of South Mechanic and Jackson in Weimar. Dean is seeking payment for personal injuries she said she suffered.

On Feb. 5, Thomas Billings and Ann Billings filed suit against Splashway Waterpark for injuries they said that Rachel Billings suffered when she fell on a slide at the park on May 31, 2005.

On Feb. 5, Melanie Frank filed suit against Trailers Unlimited. The suit claims that Frank purchased a 2002 Exis trailer for \$19,600 on May 19, 2006 from Trailers Unlimited. The suit claims that the trailer was said to be in good condition, but a number of problems were later discovered. The suit is seeking recovery of damages.

### Marriage Licenses

Nathaniel Hiram Muhammad and Casandra Ann Scott, Jan. 29.  
Eddie Van King and Jennifer Rose Marx, Jan. 31.

### Divorces filed

Gary Joseph Chamrad and Donnell Chamrad, Feb. 1.

**Subscribe To The Eagle Lake Headlight Today!**  
**Only \$15.50 For A Year!**